



adjustables
SERIES 3
seated
height-adjustability



Every Tom, Dick, Harry, Jana and David
wants a workstation that sits well with
each of them.



Height-Adjustable Worksurfaces | Series 3

details®

Series 3. All sizes fit one.

Meets the seated-height needs of the very tall, the very short and most everyone in between.



Jana, 5' 2" short
(20th percentile female)

Welcome to a workspace world in flux. An “un-cubed” world. A place where more people are making more moves into less space than ever before.

Series 3 complies with all ANSI/BIFMA standards as it delivers full seated-height adjustability and greatly reduces the cost of workplace churn by eliminating the need for an installer to move a fixed-height worksurface. (You see, there isn't one!)



David, 6' 4" tall
(99th percentile male)

We're giving you a new way
to manage change.

It's called "easily."



So many ways to go.

Some companies are fixated on fixed-height furniture.

But what if ...

... Height-Adjustables could actually help to reduce the cost of churn?

... Height-Adjustables could significantly reduce your real estate footprint?


... Height-Adjustables could help to reduce medical claims?

... Height-Adjustables could pay for themselves in less than two years?

Simply theoretical?
Not at all. Learn how to put theory into practice.

Read "The Case for Height-Adjustability" (AdStock # 08-0000915). Ask your Details representative or Steelcase Dealer for a copy. Or see it online at the Details web site (www.details-worktools.com).

Here's a little illustration that simply scratches the surface of new ways to think about space design. Details has a full packet of Thought Starters that explore many more different ways to look at space. Order Adstock #08-0001038 or ask your Details representative or Steelcase Dealer for a complete collection of Thought Starters. Also available online at the Details web site (www.details-worktools.com).



Worth its weight.

Series 3 has 220 lbs. distributed load-bearing capacity*... enough to take on flat panels, flat panel arms, CRTs, CPUs, all the worktools you'll ever need and even Jana. (She weighs less than 220 lbs.!)

**Includes weight of the worksurface (approximately 33-92 lbs. depending on table size).*

Key features keyed to Series 3.



- ① Add the right optional tools – SlatRail, worktools, Privacy and Modesty Screens, Cableway, flat panel arm, cpu holder, task lighting – and the fully adjustable worksurface becomes a fully adjustable workstation.
- ② Instant and easy seated-height adjustability at the turn of a crank. (4 or 6 turns per 1" depending on configuration).
- ③ Height Range adjusts from 22" to 34". (An adjustable keyboard mechanism isn't needed since the worksurface itself adjusts.)
- ④ Telescoping stretcher adjusts to accommodate a number of different worksurface widths and allows for on-board CPU storage (dependent on width).
- ⑤ Robust and sturdy: 220 lbs. distributed load-bearing capacity per table*.
*Includes weight of the worksurface (approximately 24-110 lbs. depending on table size).



Series 3

The competitive edge.

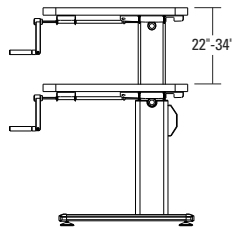


Telescoping Stretcher

One base may be used with many different sized worksurfaces: accommodates CPU storage.



According to ANSI/BIFMA guidelines, the knee-depth clearance should meet or exceed 17 inch. Series 3 meets it!



The only tool that's needed to adjust the worksurface.

- Crank speed is approximately four turns per inch (rectangular worksurface) and six turns per inch (90° and 120° worksurfaces).
- The easy-turn-crank solution adjusts from 22" to 34". Most others don't measure up (or down) to Series 3's full range adjustability.
- Since table is non-electric, space does not have to be designed around available outlets.



Urethane Edge

Front edge has a Urethane profile to provide an ergonomic edge for keying and mousing.

Urethane edge is a standard special.



Universal Worksurface Edge

Universal worksurface has radius corners to eliminate sharp edges.

A healthy set of features.



Feet extend 1" beyond rear of work-surface edge to eliminate pinch points and add clearance for cable access.



Optional Cableway houses excess technology wires in an out-of-sight yet accessible "pocket."



Slatwall Stanchions have clean lines and universal application across the entire spectrum of free-standing furniture.

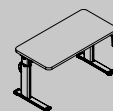
For more information about optional Privacy Screens and Modesty Screens, please see the Details SpecGuide or go to the the AdjusTables page on the Details web site (www.details-worktools.com).



Obligatory and important basic feature information.

- 22" to 34" crank height adjustability range (assumes 1" glide adjustment)
- Infinite height adjustment within the range
- Rectangular bases adjust at 4 turns per inch
- 90° and 120° bases adjust at 6 turns per inch
- Crank handle is fixed and stored in place
- 2 1/2" diameter glides have 1" of glide adjustment for surface leveling on uneven floors
- 220 lbs. distributed load-bearing capacity per table (including weight of worksurface)
- Worksurfaces ship with pre-drilled holes for ease of installation
- Flush mounted worksurface bracing (for two-piece tops)
- Worksurfaces are available in two styles: Universal & Urethane Profile (standard special)
- All assemblies meet or exceed ANSI/BIFMA standards

For a full list of Standard style numbers, pricing and all specification information please see the Details SpecGuide or go to the AdjusTables page on the Details web site (www.details-worktools.com).



Series 3
Rectangular



Series 3
120°



Series 3
90°

adjustables
SERIES 3

All sizes fit one.



www.details-worktools.com

For further information, please go to the Details website www.details-worktools.com or call 800.833.0411

P.O. Box 1967 / CD-5E Grand Rapids, MI 49501-1967

©2009 Office Details Inc. All rights reserved. Printed in the U.S.A. on 30% PC recycled paper 5k 09-0000587 05/09



For a better day at work.®

details®

A Steelcase Company